

**LANDER UNIVERSITY**  
**REPORT ON FINANCIAL STATEMENTS**  
**FOR THE YEAR ENDED JUNE 30, 2011**

**LANDER UNIVERSITY  
GREENWOOD, SOUTH CAROLINA**

**CONTENTS**

	<u>Page</u>
<b>REPORT OF INDEPENDENT CERTIFIED PUBLIC ACCOUNTANTS</b>	1 - 2
<b>MANAGEMENT'S DISCUSSION AND ANALYSIS</b>	3 - 9
<b>BASIC FINANCIAL STATEMENTS</b>	
Statement of net assets	10
Statement of revenues, expenses and changes in net assets	11
Statement of cash flows	12 - 13
Consolidated statement of financial position - The Lander Foundation	14
Consolidated statement of activities - The Lander Foundation	15
Notes to financial statements	16 - 33
<b>INDEPENDENT AUDITOR'S REPORT ON INTERNAL CONTROL OVER FINANCIAL REPORTING AND ON COMPLIANCE AND OTHER MATTERS BASED ON AN AUDIT OF FINANCIAL STATEMENTS PERFORMED IN ACCORDANCE WITH GOVERNMENT AUDITING STANDARDS</b>	34 - 35
<b>INDEPENDENT AUDITOR'S REPORT ON COMPLIANCE WITH REQUIREMENTS THAT COULD HAVE A DIRECT AND MATERIAL EFFECT ON EACH MAJOR PROGRAM AND ON INTERNAL CONTROL OVER COMPLIANCE IN ACCORDANCE WITH OMB CIRCULAR A-133</b>	36 - 37
<b>SCHEDULE OF EXPENDITURES OF FEDERAL AWARDS</b>	38
<b>SCHEDULE OF FINDINGS AND QUESTIONED COSTS</b>	39
<b>SUMMARY SCHEDULE OF PRIOR AUDIT FINDINGS</b>	40



## REPORT OF INDEPENDENT CERTIFIED PUBLIC ACCOUNTANTS

Board of Trustees  
Lander University  
Greenwood, South Carolina

We have audited the accompanying financial statements of the business-type activities and the discretely presented component unit of Lander University (the University), a department of the State of South Carolina, as of and for the year ended June 30, 2011, as listed in the table of contents. These financial statements are the responsibility of the University's management. Our responsibility is to express an opinion on these financial statements based on our audit.

We conducted our audit in accordance with auditing standards generally accepted in the United States of America and the standards applicable to financial audits contained in *Government Auditing Standards*, issued by the Comptroller General of the United States. Those standards require that we plan and perform the audit to obtain reasonable assurance about whether the financial statements are free of material misstatement. An audit includes examining, on a test basis, evidence supporting the amounts and disclosures in the basic financial statements. An audit also includes assessing the accounting principles used and significant estimates made by management, as well as evaluating the overall financial statement presentation. We believe that our audit provides a reasonable basis for our opinion.

As discussed in Note 1, the financial statements of the University are intended to present the financial position, and the changes in financial position and cash flows, of only that portion of the business-type activities of the State of South Carolina that is attributable to the transactions of the University. They do not purport to, and do not, present fairly the financial position of the State of South Carolina as of June 30, 2011, and the changes in its financial position and its cash flows, where applicable, for the year then ended in conformity with accounting principles generally accepted in the United States of America.

In our opinion, the financial statements referred to above present fairly, in all material respects, the financial position of the business-type activities and the discretely presented component unit of the University as of June 30, 2011, and the changes in financial position and cash flows thereof for the year then ended in conformity with accounting principles generally accepted in the United States of America.

In accordance with *Government Auditing Standards*, we have also issued our report dated October 12, 2011 on our consideration of the University's internal control over financial reporting and our tests of its compliance with certain provisions of laws, regulations, contracts and grant agreements and other matters. The purpose of that report is to describe the scope of our testing of internal control over financial reporting and compliance and the results of that testing, and not to provide an opinion on internal control over financial reporting or on compliance. That report is an integral part of an audit performed in accordance with *Government Auditing Standards* and should be read in conjunction with this report in considering the results of our audit.

Management's discussion and analysis on pages 3 - 9 is not a required part of the basic financial statements, but is supplementary information required by the accounting principles generally accepted in the United States of America. We have applied certain limited procedures, which consisted principally of inquiries of management regarding the methods of measurement and presentation of the supplementary information. However, we did not audit the information and express no opinion on it.

Our audit was conducted for the purpose of forming opinions on the financial statements that collectively comprise the University's financial statements. The accompanying schedule of expenditures of federal awards is presented for purposes of additional analysis as required by U.S. Office of Management and Budget Circular A-133, *Audits of States, Local Governments, and Non-Profit Organizations*, and is not a required part of the basic financial statements. Such information has been subjected to the auditing procedures applied in the audit of the basic financial statements and, in our opinion, is fairly stated in all material respects, in relation to the basic financial statements taken as a whole.

Greenwood, South Carolina  
October 12, 2011

*Elliott Davis, LLC*

**LANDER UNIVERSITY**  
**Management's Discussion and Analysis**

**Overview of the Financial Statements and Financial Analysis**

Lander University is pleased to present its financial statements for fiscal year 2011. Condensed statements for fiscal years 2010 and 2011 will be presented in this section for comparative purposes. However, the emphasis of discussions about these statements will be on current year data. While maintaining financial health is crucial to the long-term viability of the University, the primary mission of a public institution of higher education is to provide education, research, and public service. Therefore, net assets are accumulated only as required to ensure that there are sufficient reserve funds for future operations.

This report consists of a series of financial statements, prepared in accordance with the Governmental Accounting Standards Board (GASB) Statement No. 34, *Basic Financial Statements and Management's Discussion and Analysis for State and Local Governments* and Statement No. 35, *Basic Financial Statements - and Management's Discussion and Analysis - for Public Colleges and Universities*. These statements focus on the financial condition of the University, the results of operations, and cash flows of the University as a whole.

There are three financial statements presented: the Statement of Net Assets; the Statement of Revenues, Expenses and Changes in Net Assets; and the Statement of Cash Flows. These statements present financial information in a format similar to that used by private corporations. The University's net assets (the difference between assets and liabilities) are one indicator of the improvement or erosion of the University's overall finances when considered with non-financial facts such as enrollment levels and the condition of the facilities.

In addition, the financial statements contain a statement of net assets and statement of activities for The Lander Foundation (the Foundation), a discretely presented component unit. The Foundation's separately issued financial statements are audited by independent auditors retained by the Foundation.

This discussion and analysis of the University's financial statements provides an overview of its financial activities for the year.

**Statement of Net Assets**

The Statement of Net Assets presents the assets, liabilities, and net assets of the University as of the end of the fiscal year. The purpose of the Statement of Net Assets is to present a fiscal snapshot of Lander University. The Statement of Net Assets presents end-of-year data concerning assets (property owned by the University and debts owed by others to the University), liabilities (debts owed to others and funds collected from others prior to the University providing service/goods), and net assets (assets minus liabilities). It is prepared under the accrual basis of accounting, whereby revenues and assets are recognized when the service is provided and expenses and liabilities are recognized when others provide the service to the University, regardless of when cash is exchanged.

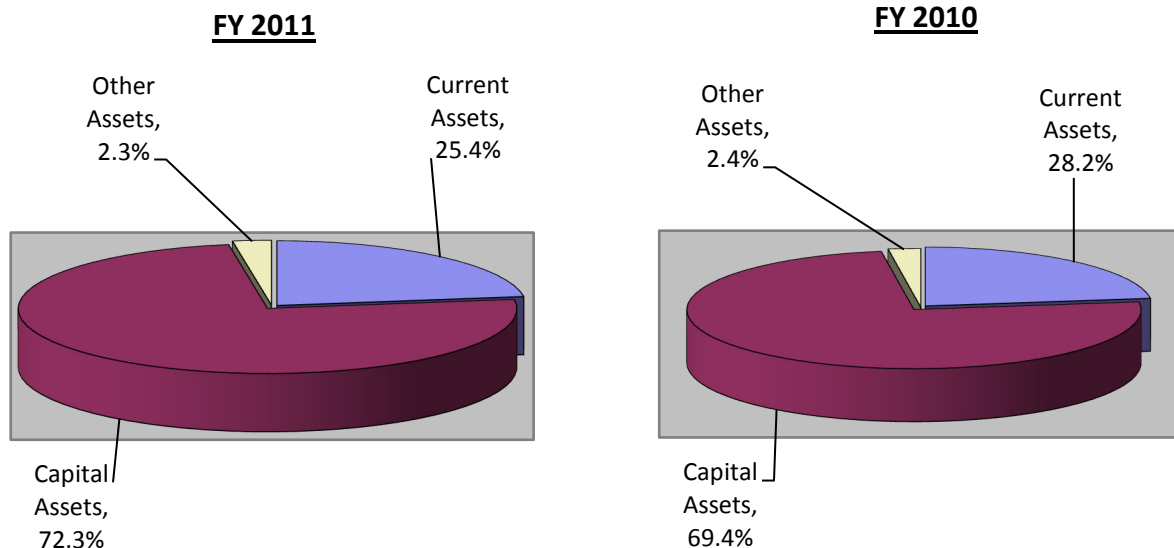
The Statement of Net Assets provides data that identifies the assets available to continue the operations of the University as well as how much the University owes vendors, investors, and lending institutions. Finally, the Statement of Net Assets provides a picture of the net assets (assets minus liabilities) and their availability for expenditure by the institution.

Net assets are divided into three major categories. The first category, invested in capital assets, net of related debt, provides the institution's equity in property, plant, and equipment owned by the institution. The next asset category is expendable restricted net assets. Expendable restricted net assets are available for expenditure by the institution but must be spent for purposes as determined by donors and/or external entities that have placed time or purpose restrictions on the use of the assets. The final category is unrestricted net assets. Unrestricted assets are available to the institution for any lawful purpose of the institution. Although unrestricted net assets are not subject to externally imposed stipulations, substantially all of the University's unrestricted net assets have been designated for various academic programs and initiatives.

**Condensed Summary of Net Assets**

	<b>2011</b>	<b>2010</b>	<b>Increase/ Decrease</b>	<b>Percent Change</b>
<b>Assets:</b>				
Current assets	\$ 20,079,640	\$ 21,224,996	\$ (1,145,356)	-5.40%
Capital assets, net	57,203,578	52,334,105	4,869,473	9.30%
Other assets	1,796,255	1,811,595	(15,340)	-0.85%
<b>Total Assets</b>	<b>79,079,473</b>	<b>75,370,696</b>	<b>3,708,777</b>	<b>4.92%</b>
<b>Liabilities:</b>				
Current Liabilities	5,133,370	4,076,130	1,057,240	25.94%
Noncurrent Liabilities	18,069,418	16,469,440	1,599,978	9.71%
<b>Total Liabilities</b>	<b>23,202,788</b>	<b>20,545,570</b>	<b>2,657,218</b>	<b>12.93%</b>
<b>Net Assets:</b>				
Invested in capital assets, net of related debt	40,363,747	37,905,934	2,457,813	6.48%
Restricted-expendable	601,324	530,259	71,065	13.40%
Unrestricted	14,911,614	16,388,933	(1,477,319)	-9.01%
<b>Total Net Assets</b>	<b>\$ 55,876,685</b>	<b>\$ 54,825,126</b>	<b>\$ 1,051,559</b>	<b>1.92%</b>

**LANDER UNIVERSITY  
ANALYSIS OF ASSETS**



As of June 30, 2011, the University's assets were \$79,079,473 million. The total assets of the University increased over last fiscal year by 4.92%. A review of the Statement of Net Assets reveals the increase in capital assets is a result in three new capital leases for housing assets due to the influx of students over the past three years and the donation of the Equestrian Center. The Lander Foundation donated the Equestrian Center to Lander University; a barn, the arena, and the equine herd are among the assets that were donated. This donation made up \$1,279,758 of the increase in the University's capital assets.

Capital assets also had a slight increase during the 2011 fiscal year with the roof renovation of the Learning Center and the purchase of four new buses to transport students to and from the University and the new off-campus housing. Cash and cash equivalents had a slight decrease of 5.40% primarily due to the reduction in state appropriations.

Current liabilities increased 25.94% over the prior year. This increase is primarily due to the three new capital leases for housing and the increase in retainage payable for the roof renovations of the two academic buildings. Other noncurrent liabilities also increased as a result of the three new capital leases and an increase in compensated absences, giving a total increase in liabilities by 12.93%.

The combination of the elements described above yields an increase in Net Assets of 1.92% or \$1,051,559.

### ***Statement of Revenues, Expenses and Changes in Net Assets***

The Statement of Revenues, Expenses and Changes in Net Assets presents the revenues earned and expenses incurred during the year as either operating or non-operating activities. All things being equal, a public University's dependency on state aid and gifts will result in operating deficits. The GASB requires state appropriations and gifts to be classified as non-operating revenues. The utilization of long-lived assets, referred to as capital assets, is reflected in the financial statements as depreciation, which amortizes the cost of an asset over its expected useful life.

Changes in total net assets as presented on the Statement of Net Assets are based on the activity presented in the Statement of Revenues, Expenses, and Changes in Net Assets. The purpose of the statement is to present the revenues received by the institution, both operating and non-operating, and the expenses paid by the institution, operating and non-operating, and any other revenues, expenses, gains and losses recognized by the institution.

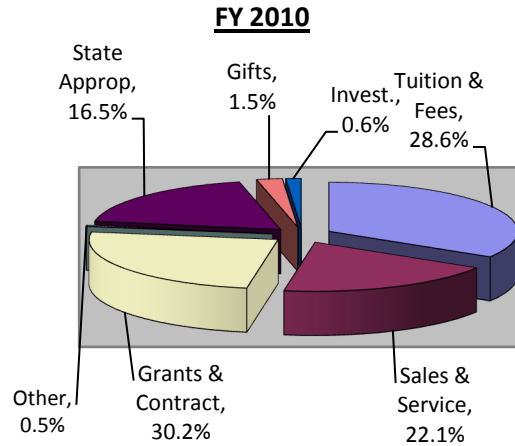
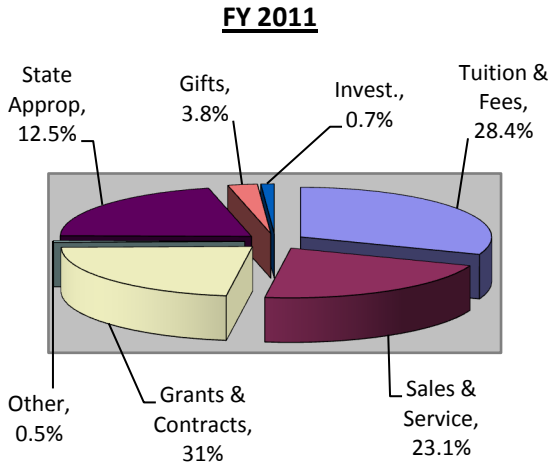
Generally speaking, operating revenues are received for providing goods and services to the various customers and constituencies of the institution. Operating expenses are those expenses paid to acquire or produce the goods and services provided in return for the operating revenues, and to carry out the mission of the institution. Non-operating revenues are revenues received for which goods and services are not provided.

**Condensed Summary of Revenues, Expenses  
and Changes in Net Assets**

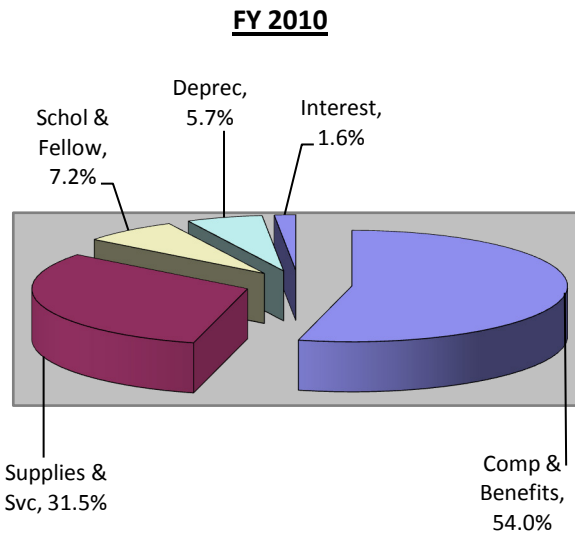
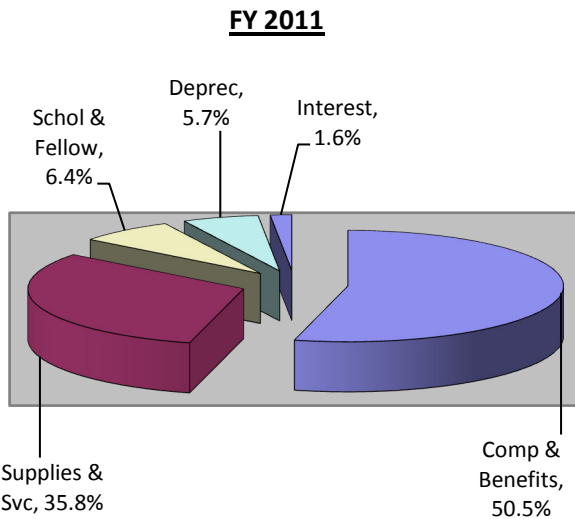
	<u>2011</u>	<u>2010</u>	<u>Increase/ (Decrease)</u>	<u>Percent Change</u>
Operating Revenues:				
Student tuition and fees	\$ 14,588,699	\$ 13,456,667	\$ 1,132,032	8%
Sales and services	11,856,998	10,401,385	1,455,613	14%
Grants and contracts	7,654,840	6,863,619	791,221	12%
Other operating revenues	243,835	231,461	12,374	5%
Total Operating Revenues	<u>34,344,372</u>	<u>30,953,132</u>	<u>3,391,240</u>	11%
Operating expenses:				
Compensation and benefits	25,408,381	23,469,862	1,938,519	8%
Supplies and services	17,980,468	13,677,247	4,303,221	31%
Scholarships and fellowships	3,218,361	3,104,449	113,912	4%
Depreciation	2,859,966	2,487,454	372,512	15%
Total Operating Expenses	<u>49,467,176</u>	<u>42,739,012</u>	<u>6,728,164</u>	16%
Operating loss	(15,122,804)	(11,785,880)	(3,336,924)	28%
Nonoperating Revenues (expenses):				
State appropriations	6,399,896	7,767,665	(1,367,769)	-18%
Federal grants and contracts	8,255,763	7,299,574	956,189	13%
State grants and contracts	-	5,852	(5,852)	-100%
Gifts	1,939,769	708,148	1,231,621	174%
Investment income	379,421	268,079	111,342	42%
Loss on disposal of assets	-	(10,405)	10,405	-100%
Interest expense	(800,486)	(694,261)	(106,225)	15%
Total nonoperating revenues (expenses)	<u>16,174,363</u>	<u>15,344,652</u>	<u>829,711</u>	5%
Change in net assets	1,051,559	3,558,772	(2,507,213)	-70%
Net Assets, Beginning of Year	<u>54,825,126</u>	<u>51,266,354</u>	<u>3,558,772</u>	7%
Net Assets, End of Year	<u>\$ 55,876,685</u>	<u>\$ 54,825,126</u>	<u>\$ 1,051,559</u>	2%



**LANDER UNIVERSITY  
REVENUE ANALYSIS**



**LANDER UNIVERSITY  
EXPENDITURE ANALYSIS**



The Condensed Summary of Revenues, Expenses and Changes in Net Assets reflect a positive year with an increase in Net Assets at the end of the year. Some highlights of the information presented in this summary follow.

Tuition was increased in fiscal year 2011 by 4.50% in an effort to offset declining State Appropriations. The University continues to rely more heavily on tuition and fees and other revenues to cover operational costs. Over the past decade, State Appropriations have continually declined, shrinking from about 43% of Lander's annual budget in fiscal year 2000 to approximately 11% in fiscal year 2011, leaving tuition and auxiliary revenue sources to fill the financial gap.

Lander University continued working on several capital projects despite the cut in State Appropriations. The current projects are the Learning Center re-roofing and Chipley Hall renovation.

The Learning Center reroofing project received approval at the end of fiscal year 2010. Phase II, the construction phase, was approved by the Budget and Control Board allowing of the project to begin in fiscal year 2011. The reroofing project consists of design, preparation, materials and labor to install a new roof on the Learning Center building. Phase II is complete; however, due to the competitive market, Lander was able to add the replacement of side skylight windows to the project. The total project will be complete in fiscal year 2012.

The Chipley Hall housing project design phase has been approved and the construction phase has also been approved by the Budget and Control Board; however, this project has been put on an internal hold due to the need for student housing. Funding for this project is from the Institutional Housing Renovation Fund. This renovation includes ADA compliance, a new roof, updated fire alarm system, reworking of the suites, corridors and restrooms, and the addition a sprinkler system. With several new housing leases, this project should resume in summer 2012.

Lander University has entered into three new capital leases for housing due to the increase in students over the past three years. With the increase in students and three new dorms comes the increase in faculty and staff, increasing our operating expenditures for the fiscal year. Even with the increase in tuition and fees, increase in students, we had a mere increase in net assets of 1.92% due to the increase in operating expenses and the decrease of state appropriations.

### ***Statement of Cash Flows***

The final statement presented is the Statement of Cash Flows which presents detailed information about the cash activity of the institution during the year. The statement is divided into five parts. The first part deals with operating cash flows and shows the net cash used for the operating activities of the institution. The second section reflects cash flows from non-capital financing activities. This section reflects the cash received and spent for non-operating, non-investing, and non-capital financing purposes. The third section deals with cash flows from capital and related financing activities and with the cash used for the acquisition and construction of capital and related items. The fourth section reflects the cash flows from investing activities and shows the purchases, proceeds, and interest received from investing activities. The fifth section reconciles the net cash used to the operating income or loss reflected on the Statement of Revenues, Expenses, and Changes in Net Assets.

### ***Economic Outlook***

The University is unaware of any potential cuts in state appropriations in fiscal year 2012. The State has reported a slight surplus for the year.

Lander University is reporting a 1% increase in FTE enrollment for Fall 2011. In fiscal year 2012, the housing needs have stabilized with the addition of three new dorms. Fiscal year 2012 housing capacity is now 1668. Lander University has created several capital leases with the Lander Foundation. Bearcat Village (former Cokesbury Garden Apartments), located behind the May RWS Complex, will house 368 students. The apartments were renovated to be compliant for student housing. In addition, McGhee Court Apartments is located adjacent to the May RWS Complex and will house 32 students. And finally University Place is located 1/10<sup>th</sup> of a mile from campus and will house 84 students. Lander students will have bus transportation to and from the campus.

The International Initiative or Asian Initiative is an exciting expansion of Lander University's international academic programs, which will now include institutions of higher education in the Pacific Rim regions, specifically China, South Korea, and Japan. This program will bring several Asian Students to Lander and will select two Lander students to attend a two-week study program at Dong-A University in Korea this summer. Lander University needs to position itself to be competitive in this new arena. Asia will be a major player and so will Lander.

In fiscal year 2011, Lander Foundation donated to the University the Equestrian Center. The Equestrian Center and its related programs have added a dimension to our campus that no other state university in South Carolina possesses. The academic component – therapeutic horsemanship – has more than 30 students enrolled. The Equestrian Team has nearly 30 students, up from eight just a year ago. Future long-term plans for the Center include a therapeutic riding complex, covered arena, a second team barn, classroom space and additional pastures.

Construction began in September 2009, on another long awaited project, the May Recreation, Wellness and Sports Complex, named after Jeff May, Athletic Director. The Lander Foundation purchased, on behalf of the University, Greenwood Shopping Plaza located on Montague Avenue, a mere one-tenth of a mile from the core campus. The Foundation contracted with Neal Prince Architects partnering with PC Construction of Greenwood to deliver the new May Complex. The complex will consist of a new baseball and softball stadiums, soccer field, two intramural fields, twelve tennis courts, perimeter walking trail, and an existing wellness facility. The complex will be complete in September 2011. The athletic fieldhouse has been contracted with DSP architects and is expected to be complete in FY12. Partnerships have been developed with city, county and corporate entities, thus allowing the area to be available to the Greenwood community.

Even with a devastating 18% or \$1,367,769 in 2011, and 9.04% or \$735,820 in 2010, cut in state appropriation the University was able to generate an increase in Net Assets. The University does not anticipate additional cuts in fiscal year 2012. With the significant increase in enrollment over the past year, coupled with the board approved tuition increase of 4.5% for fiscal year 2012, Lander is well positioned to make smart choices and maintain its ability to react to unknown internal and external issues.

### ***More Information***

This financial report is designed to provide a general overview of Lander University's finances and demonstrate the institution's accountability for the money it receives. Any questions about this report or requests for information may be addressed to the Controller, Lander University, 320 Stanley Avenue, Greenwood, South Carolina 29649.

**LANDER UNIVERSITY**  
**STATEMENT OF NET ASSETS**  
**JUNE 30, 2011**

**ASSETS**

**CURRENT ASSETS**

Cash and cash equivalents	\$	17,230,679
Restricted cash and cash equivalents		625,073
Accounts receivable - net of allowance for doubtful accounts of \$102,989		1,012,610
Interest receivable		522,273
Inventories		370,030
Prepaid items		318,975
		20,079,640
Total current assets		20,079,640

**NONCURRENT ASSETS**

Restricted assets		
Cash and cash equivalents		246,004
Student loans receivable		1,550,251
Capital assets not being depreciated		5,289,982
Capital assets - net of accumulated depreciation		51,913,596
		58,999,833
Total noncurrent assets		58,999,833
Total assets	\$	<b>79,079,473</b>

**LIABILITIES**

**CURRENT LIABILITIES**

Accounts and retainages payable	\$	903,424
Accrued payroll and related liabilities		715,415
Accrued interest payable		85,989
Long-term liabilities - current		2,447,556
Other deposits		17,986
Deferred revenues		963,000
		5,133,370
Total current liabilities		5,133,370

**NONCURRENT LIABILITIES**

General obligation bonds		13,120,000
Premium on bonds		26,730
Accrued compensated absences		772,857
Perkins Loan Program - Federal liability		1,515,638
Capital leases payable		2,634,193
		18,069,418
Total noncurrent liabilities		18,069,418
Total liabilities	\$	<b>23,202,788</b>

**NET ASSETS**

Invested in capital assets, net of related debt	\$	40,363,747
Restricted for:		
Expendable:		
Grants and contracts		375,085
Loans		225,591
Debt service		648
Unrestricted		14,911,614
		14,911,614
Total net assets	\$	<b>55,876,685</b>

The accompanying notes are an integral part of these financial statements.

**LANDER UNIVERSITY**  
**STATEMENT OF REVENUES, EXPENSES AND CHANGES IN NET ASSETS**  
**For the year ended June 30, 2011**

**REVENUES**

Operating revenues	
Student tuition and fees (net of scholarship allowances of \$14,462,916)	\$ 14,588,699
Federal grants and contracts	925,973
State grants and contracts	6,471,883
Non-governmental grants and contracts	256,984
Sales and services of educational and other activities	347,818
Sales and services of auxiliary enterprises (pledged for debt service)	11,509,180
Other fees	<u>243,835</u>
Total operating revenues	<u>34,344,372</u>

**EXPENSES**

Operating expenses	
Compensation	19,667,493
Employee benefits	5,740,888
Supplies and services	17,980,468
Scholarships and fellowships	3,218,361
Depreciation	<u>2,859,966</u>
Total operating expenses	<u>49,467,176</u>
Operating loss	<u>(15,122,804)</u>

**NONOPERATING REVENUES (EXPENSES)**

State appropriations	6,399,896
Federal grants and contracts	8,255,763
Private gifts	660,011
Investment income	379,421
Interest on capital assets-related debt	<u>(800,486)</u>
Net nonoperating revenues	<u>14,894,605</u>
Loss before other revenues, expenses or losses	(228,199)
Capital grants and gifts	<u>1,279,758</u>
Increase in net assets	1,051,559
<b>NET ASSETS, BEGINNING OF YEAR</b>	<u>54,825,126</u>
<b>NET ASSETS, END OF YEAR</b>	<u><b>\$ 55,876,685</b></u>

The accompanying notes are an integral part of these financial statements.

**LANDER UNIVERSITY**  
**STATEMENT OF CASH FLOWS**  
**For the year ended June 30, 2011**

<b>CASH FLOWS FROM OPERATING ACTIVITIES</b>	
Student tuition and fees	\$ 14,513,730
Federal grants and contracts	1,450,130
State grants and contracts	6,192,554
Non-governmental grants and contracts	256,984
Sales and services of educational and other activities	347,817
Sales and services of auxiliary enterprises	11,540,028
Other fees	243,835
Payments to suppliers	(20,591,825)
Payments to employees	(25,220,940)
New loans to students	(160,778)
Collection of loans	<u>185,145</u>
Net cash used for operating activities	<u>(11,243,320)</u>
<b>CASH FLOWS FROM NONCAPITAL FINANCING ACTIVITIES</b>	
State appropriations	6,399,896
Federal grants and contracts	8,255,763
Private gifts	<u>660,010</u>
Net cash provided by noncapital financing activities	<u>15,315,669</u>
<b>CASH FLOWS FROM CAPITAL AND RELATED FINANCING ACTIVITIES</b>	
Purchases of capital assets	(1,754,031)
Principal paid on debt obligations	(950,000)
Payment on capital lease obligation	(1,438,407)
Interest paid	<u>(772,026)</u>
Net cash used for capital and related financing	<u>(4,914,464)</u>
<b>CASH FLOWS FROM INVESTING ACTIVITIES</b>	
Interest on investments	<u>214,671</u>
Net cash provided by investing activities	<u>214,671</u>
Net change in cash and cash equivalents	<u>(627,444)</u>
<b>CASH AND CASH EQUIVALENTS, BEGINNING OF YEAR</b>	<u>18,729,200</u>
<b>CASH AND CASH EQUIVALENTS, END OF YEAR (including \$871,077 restricted cash and cash equivalents)</b>	<b><u>\$ 18,101,756</u></b>

(Continued)

The accompanying notes are an integral part of these financial statements.

**LANDER UNIVERSITY**  
**STATEMENT OF CASH FLOWS**  
**For the year ended June 30, 2011**

**RECONCILIATION**

Operating loss	\$ (15,122,804)
Adjustments to reconcile operating loss to net cash used for operating activities	
Depreciation	2,859,966
Allowance for uncollectible accounts	2,037
Changes in assets and liabilities:	
Accounts receivable	142,885
Inventories	(88,504)
Prepaid items	617,216
Student loans receivable	24,367
Accounts payable and other liabilities	468,090
Deferred revenues	(279,329)
Deposits	30,848
Compensated absences	<u>101,908</u>
Cash flows used for operating activities	<u><u>\$ (11,243,320)</u></u>

**SUPPLEMENTAL SCHEDULE OF NON-CASH CAPITAL AND RELATED FINANCING ACTIVITIES:**

Capital gift of Equestrian Center	\$ <u><u>1,279,758</u></u>
Capital asset acquired through capital lease payable	\$ <u><u>4,695,650</u></u>

The accompanying notes are an integral part of these financial statements.

**THE LANDER FOUNDATION**  
**A COMPONENT UNIT OF LANDER UNIVERSITY**  
**CONSOLIDATED STATEMENT OF FINANCIAL POSITION**  
**JUNE 30, 2011**

**ASSETS**

<b>ASSETS</b>	
Cash and cash equivalents	\$ 4,082,442
Net unconditional promises to give	757,956
Accounts receivable	432,751
Interest receivable	32,768
Investments	11,081,767
Investments related to split-interest agreements	727,140
Investments held for others	17,326
Investments in real estate	679,970
Net investment in sales-type leases	3,257,243
Other investments	2,000
Bond issuance costs, net	232,052
Land, buildings and equipment, net	<u>16,012,232</u>
 Total assets	 <b><u>\$ 37,315,647</u></b>

**LIABILITIES AND NET ASSETS**

<b>LIABILITIES</b>	
Revolving line-of-credit	\$ 988,230
Accounts payable - related party	306,342
Accounts payable - other	388,221
Retainage payable	284,061
Funds held for others	17,326
Deferred revenue	922,918
Bonds payable	14,625,000
Note payable	1,297,063
Interest rate swap liability	508,131
Actuarial liability of annuities payable	<u>294,771</u>
Total liabilities	<u>19,632,063</u>
 <b>NET ASSETS</b>	
Unrestricted	5,164,839
Temporarily restricted	7,975,191
Permanently restricted	<u>4,543,554</u>
 Total net assets	 <u>17,683,584</u>
 Total liabilities and net assets	 <b><u>\$ 37,315,647</u></b>

The accompanying notes are an integral part of these financial statements.



**THE LANDER FOUNDATION**  
**A COMPONENT UNIT OF LANDER UNIVERSITY**  
**CONSOLIDATED STATEMENT OF ACTIVITIES**  
**For the year ended June 30, 2011**

	<u>Unrestricted</u>	<u>Temporarily restricted</u>	<u>Permanently Restricted</u>	<u>Total</u>
<b>REVENUE AND SUPPORT</b>				
Contributions	\$ 658,771	\$ 592,738	\$ 417,009	\$ 1,668,518
Rental income - related party	845,720	-	-	845,720
Rental income - other	321,133	-	-	321,133
Investment income - Net	25,757	166,764	-	192,521
Investment income from capital leases	208,796	-	-	208,796
Interest income	64,543	-	-	64,543
Realized and unrealized gains on investments	<u>247,270</u>	<u>1,589,251</u>	-	<u>1,836,521</u>
	2,371,990	2,348,753	417,009	5,137,752
Net assets released from restrictions				
Satisfaction of donor restrictions	<u>691,926</u>	<u>(691,926)</u>	-	-
Total revenue, support and reclassifications	<u>3,063,916</u>	<u>1,656,827</u>	<u>417,009</u>	<u>5,137,752</u>
<b>PROGRAM EXPENSES</b>				
Scholarships	510,468	-	-	510,468
Grants and other approved programs	930,204	-	-	930,204
Change in fair value of split - interest agreements	-	18,670	-	18,670
Total program expenses	<u>1,440,672</u>	<u>18,670</u>	-	<u>1,459,342</u>
<b>SUPPORTING SERVICES</b>				
Fund-raising	58,848	-	-	58,848
Administrative and general	<u>98,890</u>	-	-	<u>98,890</u>
Total supporting services	<u>157,738</u>	-	-	<u>157,738</u>
Total program and supporting services expenses	<u>1,598,410</u>	<u>18,670</u>	-	<u>1,617,080</u>
Unrealized loss on interest rate swap	66,061	-	-	66,061
Loss from transfer of fixed assets to related party	<u>1,279,758</u>	-	-	<u>1,279,758</u>
Total expenses and losses	<u>2,944,229</u>	<u>18,670</u>	-	<u>2,962,899</u>
Increase in net assets	<u>119,687</u>	<u>1,638,157</u>	<u>417,009</u>	<u>2,174,853</u>
<b>NET ASSETS, BEGINNING OF YEAR, ORIGINALLY REPORTED</b>	4,056,894	7,325,292	4,126,545	15,508,731
<b>RESTATEMENT (NOTE 13)</b>	<u>988,258</u>	<u>(988,258)</u>	-	-
<b>NET ASSETS, BEGINNING OF YEAR, AS RESTATED</b>	<u>5,045,152</u>	<u>6,337,034</u>	<u>4,126,545</u>	<u>15,508,731</u>
<b>NET ASSETS, END OF YEAR</b>	<u>\$ 5,164,839</u>	<u>\$ 7,975,191</u>	<u>\$ 4,543,554</u>	<u>\$ 17,683,584</u>

The accompanying notes are an integral part of these financial statements.

**LANDER UNIVERSITY**  
**NOTES TO FINANCIAL STATEMENTS**

**NOTE 1 - SUMMARY OF SIGNIFICANT ACCOUNTING POLICIES**

***Nature of Operations***

The University is a state-supported, coeducational institution of higher education. The University's commitment to extending educational opportunities to an array of varying constituencies reflects its belief that citizens of a free society have a right to the enriching benefits of a higher education.

***Reporting entity***

The University is part of the primary government of the State of South Carolina. The University's funds are reported in the higher education enterprise funds in the Comprehensive Annual Financial Report of the State of South Carolina.

The financial reporting entity consists of the primary government and its component unit. Component units are legally separate organizations for which the nature and significance of their relationship with the primary government are such that exclusion would cause the financial statements to be misleading or incomplete.

The Lander Foundation (the Foundation) is a legally separate, tax-exempt component unit of Lander University. The Foundation acts primarily as a fund-raising organization to supplement the resources that are available to the University in support of its programs. The board of the Foundation is self-perpetuating and consists of graduates and friends of the University. Although the University does not control the timing or amount of receipts from the Foundation, the majority of resources, or incomes thereon, that the Foundation holds and invests, are restricted to the activities of the University by the donors. Because these restricted resources held by the Foundation can only be used by, or for the benefit of, the University, the Foundation is considered a non-governmental component unit of the University and is discretely presented in the University's financial statements.

In prior years, the Foundation's Board formed Lander RWS Properties, LLC for the purpose of owning and managing all activities relating to the May Recreation, Wellness and Sports (RWS) Complex and formed Lander Foundation Properties, LLC for the purpose of acquiring and managing real estate properties (other than the RWS Complex and Equestrian Center). During the year ended June 30, 2011, the Foundation's Board formed Bearcat Village, LLC for the purpose of acquiring and renovating real estate property for student housing. The consolidated financial statements of the Foundation include the accounts of the Foundation and its wholly owned subsidiaries. All significant intercompany accounts and transactions have been eliminated in consolidation.

Complete financial statements for the Foundation can be obtained from the Foundation Office at 320 Stanley Avenue, Greenwood, SC 29649.

***Financial Statements***

The financial statement presentation for the University meets requirements of *Governmental Accounting Standards Board (GASB), Statement No. 34, Basic Financial Statements and Management's Discussion and Analysis for State and Local Governments*, and *GASB Statement No. 35, Basic Financial Statements and Management's Discussion and Analysis for Public Colleges and Universities*. The financial statement presentation provides a comprehensive, entity-wide perspective of the University's net assets, revenues, expenses and changes in net assets and cash flows.

(Continued)

**NOTE 1 - SUMMARY OF SIGNIFICANT ACCOUNTING POLICIES, Continued**

***Basis of accounting***

For financial reporting purposes, the University is considered a special-purpose government engaged only in business-type activities. Accordingly, the University's financial statements have been presented using the economic resources measurement focus and the accrual basis of accounting. Under the accrual basis, revenues are recognized when earned, and expenses are recorded when an obligation has been incurred. Student tuition and auxiliary enterprise fees are presented net of scholarships and fellowships applied to student accounts, while stipends and other payments made directly are presented as scholarship and fellowship expenses. All significant intra-agency transactions have been eliminated.

The University has elected not to apply Financial Accounting Standards Board (FASB) pronouncements issued after November 30, 1989.

The Foundation is a private nonprofit organization that reports under FASB's *Accounting Standards Codification*. As such, certain revenue recognition criteria and presentation features are different from GASB revenue recognition criteria and presentation features. No modifications have been made to the Foundation's financial information in the University's financial reporting entity for these differences.

***Cash and cash equivalents***

For purposes of the statement of cash flows, the University, as well as the Foundation, considers all highly liquid investments with an original maturity of three months or less to be cash equivalents. Funds invested through the State of South Carolina State Treasurer's Office are considered cash equivalents.

***Investments***

Investments of the Foundation are carried at fair value. Gains or losses that result from market fluctuation are reported in the current period.

***Accounts receivable***

Accounts receivable consists of tuition and fee charges to students and auxiliary enterprise services provided to students, faculty and staff. Accounts receivable also includes amounts due from the federal government, state and local governments or private sources, in connection with reimbursement of allowable expenditures made pursuant to the University's grants and contracts. Accounts receivable are recorded net of estimated uncollectible amounts.

***Inventories***

Inventories, which consist of bookstore inventories for resale, are carried at the lower of cost or market. The cost of textbooks is reported on a weighted average basis while the cost of merchandise is reported on a first-in, first-out basis.

***Prepaid items***

Expenditures for insurance and similar services paid for in the current or prior fiscal years and benefiting more than one accounting period are allocated among accounting periods. For the University, amounts reported in this asset account consist primarily of equipment maintenance contracts, leases and deposits on goods not yet received.

(Continued)

**NOTE 1 - SUMMARY OF SIGNIFICANT ACCOUNTING POLICIES, Continued**

***Capital assets***

Capital assets are recorded at cost at the date of acquisition or fair market value at the date of donation in the case of gifts. The University follows capitalization guidelines established by the State of South Carolina. All land is capitalized, regardless of cost. Qualifying improvements that rest in or on the land itself are recorded as depreciable land improvements. Major additions and renovations and other improvements costing \$100,000 or more that add to the usable space, prepare existing buildings for new uses, or extend the useful life of an existing building are capitalized. The University capitalizes movable personal property with a unit value in excess of \$5,000, and a useful life in excess of one year. Routine repairs and maintenance and library materials, except individual items costing in excess of \$5,000, are charged to operating expenses in the year in which the expense was incurred. In addition, interest related to debt incurred for capital assets is capitalized during the construction period.

Depreciation is computed using the straight-line method over the estimated useful lives of the assets, generally 15 to 50 years for buildings and improvements and land improvements and 2 to 25 years for machinery, equipment, and vehicles. A full year of depreciation is taken the year the asset is placed in service and no depreciation is taken in the year of disposition.

***Deferred revenues and deposits***

Deferred revenues include amounts received for tuition and fees and certain auxiliary activities prior to the end of the fiscal year but relate to the subsequent accounting period. Deferred revenues also include amounts received from grant and contract sponsors that have not yet been earned.

Deposits represent dormitory room deposits, security deposits for possible room damage, student fee refunds, and other miscellaneous deposits. Student deposits are recognized as revenue during the semester for which the fee is applicable and earned when the deposit is nonrefundable to the student under the forfeit terms of the agreement.

***Compensated absences***

Employee vacation pay expense is accrued at year-end for financial statement purposes. The liability and expense incurred are recorded at year-end as accrued compensated absences in the statement of net assets, and as a component of compensation and benefit expense in the statement of revenues, expenses, and changes in net assets. Generally all permanent full-time State employees and certain part-time employees scheduled to work at least one-half of the University's workweek are entitled to accrue and carry forward at calendar year-end maximums of 180 days sick leave and of 45 days annual vacation leave, except that faculty members do not accrue annual leave. Upon termination of employment, employees are entitled to be paid for accumulated unused annual vacation leave up to the maximum, but are not entitled to any payment for unused sick leave. The compensated absences liability includes accrued annual leave and salary-related employee benefits.

***Capital leases payable***

Leases that substantially transfer all of the risks and benefits of ownership are accounted for as capital leases. Capital leases are included in capital assets and, where appropriate, are amortized over their estimated economic life. The related capital lease obligations are included in long-term liabilities.

(Continued)

## **NOTE 1 - SUMMARY OF SIGNIFICANT ACCOUNTING POLICIES, Continued**

### **Net assets**

The University's net assets are classified as follows:

**Invested in capital assets, net of related debt** represents the University's total investment in capital assets, net of outstanding debt obligations related to those capital assets. To the extent debt has been incurred but not yet expended for capital assets, such amounts are not included as a component of invested in capital assets, net of related debt.

**Restricted net assets - expendable** include resources in which the University is legally or contractually obligated to spend resources in accordance with restrictions imposed by external third parties.

**Unrestricted net assets** represent resources derived from student tuition and fees, appropriations, and sales and services of educational departments and auxiliary enterprises. These resources are used for transactions relating to the educational and general operations of the University, and may be used at the discretion of the governing board to meet current expenses for any purpose. These resources also include auxiliary enterprises, which are substantially self-supporting activities that provide services for students, faculty and staff.

The University's policy is to first apply restricted resources when an expense is incurred for purposes for which both restricted and unrestricted net assets are available.

The net assets of the Foundation are classified as follows:

**Permanently restricted net assets** - Net assets consist of endowment assets to be held in perpetuity.

**Temporarily restricted net assets** - Net assets subject to donor-imposed stipulations that will be met by actions of the Foundation and/or the passage of time.

**Unrestricted net assets** - Net assets not subject to donor-imposed restrictions.

### **Income taxes**

The University, as a political subdivision of the State of South Carolina, is excluded from Federal income taxes under Section 115(1) of the Internal Revenue Code, as amended.

The Foundation is exempt from federal income tax under section 501(c)(3) of the Internal Revenue Code, as amended. Unrelated business income can be subject to taxation.

### **Classification of revenues**

The University has classified its revenues as either operating or nonoperating revenues according to the following criteria:

**Operating revenues** generally result from exchange transactions to provide goods or services related to the University's principal ongoing operations. These revenues include (1) student tuition and fees received in exchange for providing educational services, housing, and other related services to students; (2) fees received from organizations and individuals in exchange for miscellaneous goods and services provided by the University; (3) receipts for scholarships; and (4) grants and contracts that are essentially the same as contracts for services that finance programs the University would not otherwise undertake.

**Nonoperating revenues** include activities that have the characteristics of nonexchange transactions. These revenues include gifts and contributions, appropriations, investment income, and any grants and contracts that are not classified as operating revenue or restricted by the grantor to be used exclusively for capital purposes.

(Continued)

**NOTE 1 - SUMMARY OF SIGNIFICANT ACCOUNTING POLICIES, Continued**

***Sales and services of educational and other activities***

Revenues from sales and services of educational and other activities generally consist of amounts received from instructional, laboratory, research, and public service activities that incidentally create goods and services which may be sold to students, faculty, staff, and the general public. The University receives such revenues primarily from tournaments, student-related activities and workshops.

***Sales and services of auxiliary enterprises and internal service activities***

Auxiliary enterprise revenues primarily represent revenues generated by housing, food service and bookstore. Revenues of internal service and auxiliary enterprise activities and the related expenditures of University departments have been eliminated.

***Scholarship discounts and allowances***

Student tuition and fee revenues, and certain other revenues from students, are reported net of scholarship discounts and allowances in the statement of revenues, expenses, and changes in net assets. Scholarship discounts and allowances are the difference between the stated charge for goods and services provided by the University, and the amount that is paid by students and/or third parties making payments on the students' behalf. Certain governmental grants, such as Pell grants, and other Federal, state or nongovernmental programs are recorded as either operating or nonoperating revenues in the University's financial statements. To the extent that revenues from such programs are used to satisfy tuition and fees and other student charges, the University has recorded a scholarship discount and allowance.

***Use of estimates***

The preparation of financial statements in conformity with generally accepted accounting principles requires management to make estimates and assumptions that affect the reported amounts of assets, liabilities, revenues, and expenses and affect disclosure of contingent assets and liabilities at the date of the financial statements. Actual results could differ from those estimates.

**NOTE 2 - DEPOSITS AND INVESTMENTS**

Generally, deposits and investments of the University are under the control of the State Treasurer who, by law, has sole authority for investing State funds. The following schedule reconciles the University's deposits and investments within the footnotes to the statement of net assets amounts:

**Statement of net assets**

Cash and cash equivalents (current)	\$ 17,230,679
Restricted cash and cash equivalents (current)	625,073
Restricted cash and cash equivalents (noncurrent)	<u>246,004</u>
	<b><u>\$ 18,101,756</u></b>

**Notes to financial statements**

Cash on hand	\$ 8,665
Deposits held by State Treasurer	<u>18,093,091</u>
	<b><u>\$ 18,101,756</u></b>

(Continued)

**NOTE 2 - DEPOSITS AND INVESTMENTS, Continued**

***Restricted deposits***

Current restricted cash and cash equivalents represent funds restricted for capital expenditures, and noncurrent restricted cash and cash equivalents represent funds associated with the Perkins Loan Program.

***Deposits held by State Treasurer***

Custodial credit risk for deposits is the risk that, in the event of a bank failure, the University's deposits may not be returned to the University. For deposits held by the State Treasurer, state law requires full collateralization of all State Treasurer bank balances. The State Treasurer must correct any deficiencies in collateral within seven days. Information pertaining to the reported amounts, fair values, and credit risk of the State Treasurer's deposits and investments is disclosed in the Comprehensive Annual Financial Report of the State of South Carolina.

With respect to investments in the State's internal cash management pool, all of the State Treasurer's investments are insured or registered or are investments for which the securities are held by the State or its agents in the State's name. Information pertaining to the reported amounts, fair values, credit risk, concentration risk, and interest rate risk, of the State Treasurer's investments is disclosed in the Comprehensive Annual Financial Report of the State of South Carolina.

***Other deposits***

The University's other deposits were entirely covered by federal deposit insurance at year end. Other deposits had a carrying value of \$0 and a bank balance of \$47,812 at June 30, 2011.

**NOTE 3 - ACCOUNTS RECEIVABLE**

Accounts receivable as of June 30, 2011, are summarized as follows:

Student accounts	\$ 660,781
Grants and contracts	84,004
Due from component unit – The Lander Foundation	306,376
Other	<u>64,438</u>
	1,115,599
Less: Allowance for uncollectible accounts	<u>(102,989)</u>
Accounts receivable, net	<b><u>\$ 1,012,610</u></b>

Allowances for losses for student accounts receivable are established based upon actual losses experienced in prior years and evaluations of the current account portfolio.

**NOTE 4 - RESTRICTED STUDENT LOANS RECEIVABLE**

Student loans made through the Federal Perkins Loan Program comprise all of the loans receivable as of June 30, 2011. The Perkins Loan program provides various repayment options; students have the right to repay the loans over periods up to 10 years depending on the amount of the loan and loan cancellation privileges the student may exercise. As the University determines that loans are uncollectible, the loans are written off and assigned to the United States Department of Education.

**NOTE 5 - CAPITAL ASSETS**

	<b>Beginning balance</b>			<b>Ending balance</b>
	<b><u>July 1, 2010</u></b>	<b><u>Increases</u></b>	<b><u>Decreases</u></b>	<b><u>June 30, 2011</u></b>
Capital assets not being depreciated:				
Land and improvements	\$ 2,688,224	\$ 413,588	\$ -	\$ 3,101,812
Construction in progress	264,304	2,221,708	(382,788)	2,103,224
Art and historical collections	<u>84,946</u>	<u>-</u>	<u>-</u>	<u>84,946</u>
Total capital assets not being depreciated	<u>3,037,474</u>	<u>2,635,296</u>	<u>(382,788)</u>	<u>5,289,982</u>
Other capital assets:				
Land improvements	1,824,657	428,070	-	2,252,727
Buildings and improvements	79,160,966	3,737,342	-	82,898,308
Machinery, equipment and other	2,667,197	918,184	(47,651)	3,537,730
Vehicles	451,236	393,335	-	844,571
Intangibles	<u>1,417,757</u>	<u>-</u>	<u>-</u>	<u>1,417,757</u>
Total other capital assets at historical cost	<u>85,521,813</u>	<u>5,476,931</u>	<u>(47,651)</u>	<u>90,951,093</u>
Total capital assets	<u>88,559,287</u>	<u>8,112,227</u>	<u>(430,439)</u>	<u>96,241,075</u>
Less accumulated depreciation for:				
Land improvements	286,344	97,460	-	383,804
Buildings and improvements	32,100,964	2,307,661	-	34,408,625
Machinery, equipment and other	1,991,796	367,839	(47,651)	2,311,984
Vehicles	428,322	87,006	-	515,328
Intangibles	<u>1,417,756</u>	<u>-</u>	<u>-</u>	<u>1,417,756</u>
Total accumulated depreciation	<u>36,225,182</u>	<u>2,859,966</u>	<u>(47,651)</u>	<u>39,037,497</u>
Capital assets, net	<u><b>\$ 52,334,105</b></u>	<u><b>\$ 5,252,261</b></u>	<u><b>\$ (382,788)</b></u>	<u><b>\$ 57,203,578</b></u>

Interest charged to expense totaled \$800,486 for the year ended June 30, 2011. There was no interest capitalized during the year.

**NOTE 6 - DEFERRED REVENUE**

Student fees	\$ 874,001
Nongovernmental grants and contracts	<u>88,999</u>
Total deferred revenue	<u><b>\$ 963,000</b></u>

During the fiscal year ended June 30, 2007, the University entered into a seven year contract for campus food services. The contract requires the vendor to contribute \$650,000 (increased \$25,000 since June 30, 2010) for various capital improvements on campus at the University's discretion. The contribution is earned over the term of the contract. Should the vendor contract be terminated early, the University will repay the unearned portion of the contribution plus accrued interest at prime rate. The University has approximately \$3,000 in remaining funds at June 30, 2011, to request from the vendor.

**NOTE 7 - PENSION PLANS**

The Retirement Division of the State Budget and Control Board maintains four independent defined benefit plans and issues its own publicly available Comprehensive Annual Financial Report (CAFR) which includes financial statements and required supplementary information. A copy of the separately issued CAFR may be obtained by writing to the Retirement Division, 202 Arbor Lake Drive, Columbia, South Carolina 29223. Furthermore, the Division and the four pension plans are included in the CAFR of the State of South Carolina.

(Continued)



**NOTE 7 - PENSION PLANS, Continued**

Article X, Section 16, of the South Carolina Constitution requires that all State-operated retirement systems be funded on a sound actuarial basis. Title 9 of the South Carolina Code of Laws of 1976, as amended, prescribes requirements relating to membership, benefits, and employee/employer contributions for each pension plan. Employee and employer contribution rates for the South Carolina Retirement System and the Police Officers Retirement System are actuarially determined. Annual benefits, payable monthly for life, are based on length of service and on average final compensation.

***South Carolina Retirement System***

The majority of employees of the University are covered by a retirement plan through the South Carolina Retirement System (SCRS), a cost-sharing multiple-employer defined benefit pension plan administered by the Retirement Division, a public employee retirement system. Generally all State employees are required to participate in and contribute to the SCRS as a condition of employment unless exempted by law as provided in Section 9-1-480 of the South Carolina Code of Laws. This plan provides retirement annuity benefits as well as disability, cost of living adjustment, death and group-life insurance benefits to eligible employees and retirees.

Employees participating in the SCRS are required to contribute 6.50 percent of all compensation. The employer contribution rate is 13.14 percent which includes a 3.90 percent surcharge to fund retiree health and dental insurance coverage. The University's actual contributions to the SCRS for the three most recent fiscal years ending June 30, 2011, 2010 and 2009 were \$1,085,005, \$1,037,075 and \$1,006,672, respectively, and equaled the required contributions of 9.24 percent (excluding the surcharge) for each year. Also, the University paid employer group-life insurance contributions of \$17,614 in the current fiscal year at the rate of .15 percent of compensation.

***Police Officers Retirement System***

The South Carolina Police Officers Retirement System (PORS) is a cost-sharing multiple-employer defined benefit public employee retirement plan administered by the Retirement Division. Generally all full-time employees whose principal duties are the preservation of public order or the protection or prevention and control of property destruction by fire are required to participate in and contribute to the System as a condition of employment. This plan provides annuity benefits as well as disability and group-life insurance benefits to eligible employees and retirees. In addition, participating employers in the PORS contribute to the accidental death fund which provides annuity benefits to beneficiaries of police officers and firemen killed in the actual performance of their duties. These benefits are independent of any other retirement benefits available to the beneficiary.

Employees participating in the PORS are required to contribute 6.50 percent of all compensation. The employer contribution rate is 15.66 percent which, as for the SCRS, includes the 3.50 percent surcharge. The University's actual contributions to the PORS for the years ending June 30, 2011, 2010 and 2009, were \$50,362, \$43,427, and \$38,765, respectively, and equaled the required contributions of 10.65 percent (excluding the surcharge) for each year. Also, the University paid employer group-life insurance contributions of \$905 and accidental death insurance contributions of \$905 in the current fiscal year for PORS participants. The rate for each of these insurance benefits is .20 percent of compensation.

***Optional Retirement Program***

Certain State employees may elect to participate in the Optional Retirement Program (ORP), a defined contribution plan. The ORP was established in 1987 under Title 9, Chapter 17, of the South Carolina Code of Laws. The ORP provides retirement and death benefits through the purchase of individual fixed or variable annuity contracts which are issued to, and become the property of, the participants. The State assumes no liability for this plan other than for payment of contributions to designated insurance companies.

(Continued)

**NOTE 7 - PENSION PLANS, Continued**

ORP participation is limited to faculty and administrative staff of the State's higher education institutions who meet all eligibility requirements for membership in the SCRS. To elect participation in the ORP, eligible employees must irrevocably waive SCRS membership within their first ninety days of employment.

Under State law, contributions to the ORP are required at the same rates as for the SCRS, 9.24 percent plus the retiree surcharge of 3.90 percent from the employer.

Certain of the University's employees have elected to be covered under optional retirement plans. For the fiscal year, total contribution requirements to the ORP were \$533,278 (excluding the surcharge) from the University as employer and \$375,141 from its employees as plan members. All amounts were remitted to the Retirement Division of the State Budget and Control Board for distribution to the respective annuity policy providers. The obligation for payment of benefits resides with the insurance companies.

***Deferred Compensation Plans***

Several optional deferred compensation plans are available to State employees and employers of its political subdivisions. Certain employees of the University have elected to participate. The multiple-employer plans, created under Internal Revenue Code Sections 457, 401(k), and 403(b), are administered by third parties and are not included in the Comprehensive Annual Financial Report of the State of South Carolina. Compensation deferred under the plans is placed in trust for the contributing employee. The State has no liability for losses under the plans. Employees may withdraw the current value of their contributions when they terminate State employment. Employees may also withdraw contributions prior to termination if they meet requirements specified by the applicable plan.

***Teacher and Employee Retention Incentive***

Effective January 1, 2001, Section 9-1-2210 of the South Carolina Code of Laws allows employees eligible for service retirement to participate in the Teacher and Employee Retention Incentive (TERI) Program. TERI participants may retire and begin accumulating retirement benefits on a deferred basis without terminating employment for up to five years. Upon termination of employment or at the end of the TERI period, whichever is earlier, participants will begin receiving monthly service retirement benefits which will include any cost of living adjustments granted during the TERI period. Effective July 1, 2006, TERI participants who entered the program July 1, 2005 or later have to contribute to SCRS as long as they are covered under the TERI program.

**NOTE 8 - POST EMPLOYMENT BENEFITS OTHER THAN PENSIONS**

In accordance with the South Carolina Code of Laws and the annual Appropriation Act, the State provides post-employment health and dental and long-term disability benefits to retired State and school district employees and their covered dependents. The University contributes to the Retiree Medical Plan (RMP) and the Long-term Disability Plan (LTDP), cost-sharing multiple-employer defined benefit postemployment healthcare and long-term disability plans administered by the Employee Insurance Program (EIP), a part of the State Budget and Control Board (SBCB). Generally, retirees are eligible for the health and dental benefits if they have established at least ten years of retirement service credit. For new hires May 2, 2008 and after, retirees are eligible for benefits if they have established twenty-five years of service for 100% employer funding and fifteen through twenty-four years of service for 50% employer funding. Benefits become effective when the former employee retires under a State retirement system. Basic long-term disability (BLTD) benefits are provided to active state, public school district and participating local government employees approved for disability.

(Continued)

**NOTE 8 - POST EMPLOYMENT BENEFITS OTHER THAN PENSIONS, Continued**

Section 1-11-710 and 1-11-720 of the South Carolina Code of Laws of 1976, as amended, requires these postemployment healthcare and long-term disability benefits be funded through annual appropriations by the General Assembly for active employees to the EIP and participating retirees to the SBCB except the portion funded through the pension surcharge and provided from other applicable sources of the EIP for its active employees who are not funded by State General Fund appropriations. Employers participating in the RMP are mandated by State statute to contribute at a rate assessed each year by the Office of the State Budget, 3.90% and 3.50% of annual covered payroll for 2011 and 2010, respectively. The EIP sets the employer contribution rate based on a pay-as-you-go basis. The University paid approximately \$700,688 and \$590,306 applicable to the surcharge included with the employer contribution for retirement benefits for the fiscal years ended June 30, 2011 and 2010, respectively. BLTD benefits are funded through a per person premium charged to State agencies, public school districts, and other participating local governments. The monthly premium per active employee paid EIP was \$3.23 for the fiscal years ended June 30, 2011 and 2010.

Effective May 1, 2008 the State established two trust funds through Act 195 for the purpose of funding and accounting for the employer costs of retiree health and dental insurance benefits and long-term disability insurance benefits. The South Carolina Retiree Health Insurance Trust Fund is primarily funded through the payroll surcharge. Other sources of funding include additional State appropriated dollars, accumulated EIP reserves, and income generated from investments. The Long Term Disability Insurance Trust Fund is primarily funded through investment income and employer contributions.

Complete financial statements for the benefit plans and the trust funds can be obtained from Employee Insurance Program, 1201 Main Street, Suite 360, Columbia, SC 29201.

**NOTE 9 - LITIGATION, CONTINGENCIES AND PROJECT COMMITMENTS**

The University participates in certain Federal grant programs. These programs are subject to financial and compliance audits by the grantor or its representative. Such audits could lead to requests for reimbursement to the grantor agency for expenditures disallowed under terms of the grant. Management believes disallowances, if any, will not be material.

The State has issued capital improvement bonds to fund improvements and expansion of state facilities. The University is not obligated to repay these funds to the State. Authorized funds can be requested as needed once State authorities have given approval to begin specific projects and project expenditures have been incurred. The University has no authorized state capital improvement bond proceeds available to draw at June 30, 2011.

At June 30, 2011, the University had commitments for capital projects with outstanding balances totaling \$4,292,675. The commitments include the Learning Center Roof Renovation construction costs of \$1,000,000 with \$434,556 outstanding; Chipley Housing Renovation design cost of \$1,479,325 with \$1,463,749 outstanding, this project is on hold due to the need for student housing. Genesis Roof Renovation construction costs of \$350,000 of which all is outstanding, the design phase has started. The Plaza Renovation Project is budgeted at \$2,044,370 but is currently on hold pending the completion of the Master Plan.

The University is a party to various litigations as a defendant, arising from its normal operations. Management does not anticipate material losses in connection with these claims.

**NOTE 10 - LEASE OBLIGATIONS**

Commitments for operating leases with external parties having remaining noncancelable terms in excess of one year as of June 30, 2011 were as follows:

<u>Year ended June 30,</u>	<u>Equipment</u>	<u>Real property</u>	<u>Total</u>
2012	\$ 42,162	\$ 748,960	\$ 791,122
2013	33,168	748,960	782,128
2014	20,153	691,000	711,153
2015	11,679	691,000	702,679
2016	4,885	691,000	695,885
2017 - 2021	-	3,455,000	3,455,000
2022 - 2026	-	3,455,000	3,455,000
2027 - 2031	-	3,455,000	3,455,000
Total minimum lease payments	<u>\$ 112,047</u>	<u>\$ 13,935,920</u>	<u>\$ 14,047,967</u>

***Operating Leases***

The University's noncancelable operating equipment leases provide for renewal options for periods from one to three years at their fair rental value at the time of renewal. In the normal course of business, operating leases are generally renewed or replaced by other leases and are generally payable on a monthly basis. Total rental payments for fiscal year 2011 were \$76,941, including regular payments of \$7,144 and contingent payments, on a per copy basis, of \$69,796.

The University has entered into an operating lease with the related party, Lander RWS Properties, LLC for the purpose of the Recreational, Wellness and Sports Complex (RWS Property), a twenty-two year lease with annual payments of \$691,000.

The University has also entered into two operating leases with an unrelated party to lease the Hines property at 101 Felder Avenue and Stuart property at 103 Felder Avenue for student housing. The leases end June 2013 with the monthly payments of \$2,650 and \$2,180 during the lease term.

**NOTE 11 - BONDS PAYABLE**

At June 30, 2011, bonds payable consisted of the following:

\$8,000,000 general obligation bonds issued December 2005 and due in annual installments of \$275,000 to \$580,000 through 2026, with interest fixed at 4.00% to 5.00%.	\$ 6,535,000
\$10,000,000 general obligation bonds issued June 2004 and due in annual installments of \$355,000 to \$735,000 through 2024, with interest fixed at 3.00% to 5.00%.	7,340,000
\$2,000,000 revenue bonds issued May 2002 and due in annual installments of \$165,000 to \$255,000 through 2012, with interest fixed at 4.70%. Auxiliary enterprise revenues are pledged as security for the bonds.	<u>255,000</u>
	<u>\$ 14,130,000</u>

(Continued)

**NOTE 11 - BONDS PAYABLE, Continued**

The scheduled maturities of bonds payable are as follows:

<u>Year ending June 30,</u>	<u>General obligation bonds</u>		<u>Revenue bonds</u>		<u>Total bonds</u>	
	<u>Principal</u>	<u>Interest</u>	<u>Principal</u>	<u>Interest</u>	<u>Principal</u>	<u>Interest</u>
2012	755,000	607,369	255,000	11,985	1,010,000	619,354
2013	780,000	575,738	-	-	780,000	575,738
2014	815,000	543,819	-	-	815,000	543,819
2015	845,000	518,219	-	-	845,000	518,219
2016	880,000	476,919	-	-	880,000	476,919
2017 - 2021	5,040,000	1,779,978	-	-	5,040,000	1,779,978
2022 - 2026	4,760,000	521,988	-	-	4,760,000	521,988
	<u>\$13,875,000</u>	<u>\$ 5,024,030</u>	<u>\$ 255,000</u>	<u>\$ 11,985</u>	<u>\$ 14,130,000</u>	<u>\$ 5,036,015</u>

**NOTE 12 - CAPITAL LEASES**

The following is an analysis of the leased property under capital leases by major class at June 30, 2011:

Land	\$ 413,588
Construction in progress	1,495,585
Buildings	<u>2,786,477</u>
	4,695,650
Less: Accumulated amortization	<u>(69,662)</u>
	<u>\$ 4,625,988</u>

Future minimum lease payments under capital lease together with the present value of net minimum lease payments as of June 30, 2011 are as follows:

<u>Years ending June 30,</u>	
2012	\$ 720,181
2013	720,181
2014	720,181
2015	720,181
2016	139,944
2017 - 2020	<u>559,776</u>
Net minimum lease payments	3,580,444
Less: Amount representing interest	<u>(323,201)</u>
Present value of minimum lease payments	<u>\$ 3,257,243</u>

Capital leases are reflected at the present value of estimated future cash flows using a borrowing rate of 3%.

**NOTE 13 - LONG-TERM LIABILITIES**

Long-term liability activity for the year ended June 30, 2011 was as follows:

	<u>June 30, 2010</u>	<u>Additions</u>	<u>Reductions</u>	<u>June 30, 2011</u>	<u>Current portion</u>
Bonds/notes/installment purchase					
General obligation bonds	\$ 14,600,000	\$ -	\$ (725,000)	\$ 13,875,000	\$ 755,000
Unamortized premiums	<u>31,216</u>	<u>-</u>	<u>(2,243)</u>	<u>28,973</u>	<u>2,243</u>
Total general obligation bonds payable	14,631,216	-	(727,243)	13,903,973	757,243
Revenue bond	480,000	-	(225,000)	255,000	255,000
Capital lease	<u>-</u>	<u>4,695,650</u>	<u>(1,438,407)</u>	<u>3,257,243</u>	<u>623,050</u>
Total debt	<u>15,111,216</u>	<u>4,695,650</u>	<u>(2,390,650)</u>	<u>17,416,216</u>	<u>1,635,293</u>
Other liabilities					
Compensated absences	1,159,796	544,110	(442,202)	1,261,704	488,847
Student deposits	266,288	269,388	(212,260)	323,416	323,416
Perkins Loan - Federal liability	<u>1,506,108</u>	<u>9,530</u>	<u>-</u>	<u>1,515,638</u>	<u>-</u>
Total other	<u>2,932,192</u>	<u>823,028</u>	<u>(654,462)</u>	<u>3,100,758</u>	<u>812,263</u>
Total long-term liabilities	<u>\$ 18,043,408</u>	<u>\$ 5,518,678</u>	<u>\$ (3,045,112)</u>	<u>\$ 20,516,974</u>	<u>\$ 2,447,556</u>

**NOTE 14 - COMPONENT UNIT**

As discussed in Note 1, the Foundation is a separately chartered corporation organized exclusively to promote the development and welfare of the University. The Foundation has been included as a component unit, but because it is a nongovernmental entity, it uses a different reporting model and its balances and transactions are reported in separate financial statements. During the year ended June 30, 2011, the University received approximately \$510,000 from the Foundation for restricted scholarships. The University also received approximately \$397,000 from the Foundation for various approved programs related to academic and administrative areas within the University. At June 30, 2011, the University had a payable of approximately \$100,000 and a receivable of approximately \$306,000 to the Foundation.

A summary of the Foundation's investments at June 30, 2011 follows:

<u>Pooled investments</u>	<u>Fair value</u>
Temporarily restricted cash investments	\$ 994,989
Government and corporate bonds	3,177,606
Common stocks	5,503,575
Mutual funds	<u>2,150,063</u>
	11,826,233
Less: Split - interest agreements	(727,140)
Investments held for others	<u>(17,326)</u>
	<u>\$ 11,081,767</u>

A summary of the Foundation's debt at June 30, 2011 follows:

During the year ended June 30, 2011, the Foundation maintained a \$2,000,000 revolving line-of-credit that bears interest at an index rate plus 1.75% (3.25% as of June 30, 2011) on any outstanding balance. The revolving line-of-credit is unsecured and due on demand, with an expiration date of July 20, 2011. There was a \$988,230 balance outstanding under this agreement at June 30, 2011.

(Continued)

**NOTE 13 - COMPONENT UNIT, Continued**

After the July 20, 2011 expiration of the line-of-credit, the Foundation entered into a promissory note payable in the amount of \$879,750, payable in fixed monthly payments of \$10,279 at 5.25% fixed rate. Payments include principal and interest with the final payment due July 15, 2020, collateralized by certain unrestricted assets of the Foundation. The balance of \$111,713 in the revolving line-of-credit at July 20, 2011 was transferred to a \$200,000 revolving line-of-credit, bearing interest at the Wall Street Journal Prime Rate Floating Index (3.25% as of July 20, 2011), with a maturity date of July 19, 2012, payable in interest only monthly payments with the principal balance due at maturity.

During the year ended June 30, 2011, the Foundation entered into a promissory note payable in the amount of \$2,500,000, payable in monthly interest only payments at 3.73% with the principal balance due December 16, 2015, collateralized by certain unrestricted assets of the Foundation. There was a \$1,297,063 balance outstanding and an additional \$950,185 available to draw under the note agreement at June 30, 2011.

Maturities of the note payable are as follows:

<b>Years ending June 30,</b>	
2012	\$ 509,566
2013	528,901
2014	<u>258,596</u>
	<b><u>\$ 1,297,063</u></b>

In connection with the note payable, the Foundation is required to meet certain covenants which include restricting use of loan proceeds and maintaining certain property insurance. At June 30, 2011, the Foundation believes it was in compliance with all covenants.

At June 30, 2011, bonds payable consisted of the following:

South Carolina Jobs-Economic Development Authority Economic Development Revenue Bonds, Series 2009A for \$14,000,000, dated November 25, 2009, interest due on the first business day of each month, floating interest rate of LIBOR plus 1.66%, principal due annually on November 1, 2010 through November 1, 2029, collateralized by all revenues and assets of the Foundation.	\$ 13,425,000
South Carolina Jobs-Economic Development Authority Economic Development Revenue Bonds, Series 2009B for \$1,500,000, dated November 25, 2009, interest due on the first business day of each month, floating interest rate of LIBOR plus 1.66%, principal due annually on November 1, 2010 through November 1, 2029, collateralized by all revenues and assets of the Foundation.	<u>1,200,000</u>
Total bonds payable	14,625,000
Less current portion	<u>(875,000)</u>
Long term bonds payable, less current portion	<b><u>\$ 13,750,000</u></b>

On November 25, 2009, the Foundation entered into an interest rate swap agreement to effectively change the Foundation's variable rate exposure on notional amounts of all of its bonds to a fixed 3.9915 percent rate. The interest swap agreement matures November 1, 2014. For the year ended June 30, 2011, the Foundation recognized a \$66,061 unrealized loss related to the interest rate swap agreement. The interest rate swap liability at June 30, 2011 was \$508,131.

(Continued)

**NOTE 13 - COMPONENT UNIT, Continued**

Subsequent to the year ended June 30, 2011, the bank and the Foundation amended the bond agreement. Under the new agreement, the Foundation pledged to pay the sum of \$30,000 to its subsidiary Lander RWS Properties, LLC annually beginning November 1, 2011, created a separate compliance deposit account with the bank initially funded with \$100,000 and changed the debt service coverage ratio.

The requirement restricting transfer of the Foundation's interest in the Equestrian Center and the termination of the accompanying sublease to the University for the year ended June 30, 2011, was waived and removed from future years. The required debt service coverage ratio of 1.2 as of June 30, 2011, was waived and subsequently modified to include compliance deposit funds to meet the ratio for future years. Management believes they are in compliance with all covenants as modified.

Maturities of long-term bonds are as follows:

<b>Years ending June 30,</b>	
2012	\$ 875,000
2013	775,000
2014	775,000
2015	800,000
2016	525,000
Thereafter	<u>10,875,000</u>
	<b><u>\$ 14,625,000</u></b>

Net assets as of July 1, 2010 have been restated for a reclassification between unrestricted net assets and temporarily restricted net assets. The Foundation inadvertently classified certain unrestricted funds as temporarily restricted. As of July 1, 2010, the following financial statement line items were restated as a result of these corrections:

**Statement of financial position accounts restated:**

	<b><u>As Originally Reported</u></b>	<b><u>As Adjusted</u></b>	<b><u>Effect of Change</u></b>
Net assets			
Unrestricted	\$ 4,056,894	\$ 5,045,152	\$ 988,258
Temporarily restricted	7,325,292	6,337,034	(988,258)

**NOTE 14 - RELATED PARTY**

Subsequent to the year ended June 30, 2011, the bank and the Foundation amended the bond agreement. Under the new agreement, the Foundation pledged to pay the sum of \$30,000 to its subsidiary Lander RWS Properties, LLC annually beginning November 1, 2011, created a separate compliance deposit account with the bank initially funded with \$100,000 and changed the debt service coverage ratio.

The requirement restricting transfer of the Foundation's interest in the Equestrian Center and the termination of the accompanying sublease to the University for the year ended June 30, 2011, was waived and removed from future years. The required debt service coverage ratio of 1.2 as of June 30, 2011, was waived and subsequently modified to include compliance deposit funds to meet the ratio for future years. Management believes they are in compliance with all covenants as modified.

(Continued)



**NOTE 14 - RELATED PARTY, Continued**

The Lander Alumni Association (the Alumni Association) is a separately chartered legal entity whose activities are related to those of the University and exists primarily to provide financial assistance and other support to the University and its educational programs. The Alumni Association, which has assets of less than \$2,000,000 was established by alumni to promote academic improvements, to assist in scholarship programs, to further the interests of the University and to promote among its present and former students and friends good fellowship and loyalty. The Alumni Association's financial statements are not presented in these financial statements.

**NOTE 15 - RISK MANAGEMENT**

The University is exposed to various risks of loss and maintains State or commercial insurance coverage for each of those risks. Management believes such coverage is sufficient to preclude any significant uninsured losses for the covered risks. Settlement claims have not exceeded this coverage in any of the past three years.

The State of South Carolina believes it is more economical to manage certain risks internally and set aside assets for claim settlement. Several State funds accumulate assets and the State itself assumes substantially all the risk for the following claims of covered employees:

- Unemployment compensation benefits
- Worker's compensation benefits for job-related illnesses or injuries
- Health and dental insurance benefits
- Long-term disability and group-life insurance benefits

Employees elect health insurance coverage through either a health maintenance organization or through the State's self-insured plan. All other coverage listed above are through the applicable State self-insured plan. Dependent and optional life premiums are remitted to commercial carriers.

The University and other entities pay premiums to the State's Insurance Reserve Fund (the IRF), which issues policies, accumulates assets to cover the risk of loss, and pays claims incurred for covered losses relating to the following activities:

- Business interruptions
- Theft, damage to, or destruction of assets
- Real property, its contents, and other equipment
- Motor vehicles
- Torts
- Natural disasters
- Medical malpractice claims against the Infirmary
- Inland marine
- Builders' construction risk

The IRF is a self-insurer and purchases reinsurance to obtain certain services and specialized coverage and to limit losses in the areas of property, boiler and machinery, automobile liability, and medical professional liability insurance. Also, the IRF purchases reinsurance for catastrophic property and medical professional liability insurance. Reinsurance permits partial recovery of losses from reinsurers, but the IRF remains primarily liable. The IRF's rates are determined actuarially.

State agencies and other entities are the primary participants in the State's Health and Disability Insurance Fund and in the IRF.

(Continued)

**NOTE 15 - RISK MANAGEMENT, Continued**

The University obtains coverage through a commercial insurer for employee fidelity bond insurance for losses arising from dishonest or fraudulent acts, limited to \$100,000 for dishonesty, \$50,000 for forgery or alteration, and \$5,000 from theft, disappearance, and destruction. The University also obtains coverage through a commercial insurer for medical insurance covering student athletes.

The University has not transferred the portion of the risk of loss related to insurance policy deductibles, unreported claims, underinsurance, and co-insurance for any covered losses to a state or commercial insurer.

**NOTE 16 - INFORMATION FOR INCLUSION IN THE STATE GOVERNMENT-WIDE COMPREHENSIVE ANNUAL FINANCIAL STATEMENTS**

The University's transactions are reported in the Higher Education Fund, an enterprise fund, of the State of South Carolina. The following is information needed to present the University's business-type activities in the State's government-wide Statement of Activities.

	<u>2011</u>	<u>2010</u>	<u>Increase/ (Decrease)</u>
Charges for services	\$ 34,344,372	\$ 30,953,132	\$ 3,391,240
Operating grants and contributions	9,295,195	8,281,653	1,013,542
Capital grants and contributions	1,279,758	-	1,279,758
Less: Expenses	<u>(50,267,662)</u>	<u>(43,443,678)</u>	<u>(6,823,984)</u>
Net program expense	<u>(5,348,337)</u>	<u>(4,208,893)</u>	<u>(1,139,444)</u>
Transfers			
State appropriations	<u>6,399,896</u>	<u>7,767,665</u>	<u>(1,367,769)</u>
Total general revenue and transfers	<u>6,399,896</u>	<u>7,767,665</u>	<u>(1,367,769)</u>
Change in net assets	1,051,559	3,558,772	(2,507,213)
Net assets, beginning of year	<u>54,825,126</u>	<u>51,266,354</u>	<u>3,558,772</u>
Net assets, end of year	<u>\$ 55,876,685</u>	<u>\$ 54,825,126</u>	<u>\$ 1,051,559</u>

Tuition fees, as defined by South Carolina Code of Laws Section 59-107-90, were \$24,471,462 for the year ended June 30, 2011.

**NOTE 17 - TRANSACTIONS WITH STATE ENTITIES**

The University is granted an annual appropriation for operating purposes as authorized by the General Assembly of the State of South Carolina. The following is a reconciliation of the original appropriation as enacted by the General Assembly to state appropriations revenue reported in the financial statements for the year ended June 30, 2011:

Appropriation per Annual Appropriations Act	\$ 6,066,604
From Commission on Higher Education	
Academic Endowment	18,210
Technology Grant	<u>315,082</u>
Total state appropriations	<u>\$ 6,399,896</u>

There were no capital improvement bond proceeds received during the year. During the year ended June 30, 2011, the University received \$1,594,370 from the state fiscal stabilization fund through the State Treasurer's Office.

(Continued)

**NOTE 17 - TRANSACTIONS WITH STATE ENTITIES, Continued**

The University received substantial funding from the Commission on Higher Education (the CHE) for scholarships on behalf of students that is accounted for as operating state grants and contracts. The following is a summary of amounts received from the CHE for scholarships, sponsored research and public service projects for the fiscal year ended June 30, 2011:

Received from the CHE:

LIFE Scholarships	\$	4,274,924
Palmetto Fellows Scholarships		363,768
Need-Based Grants		756,356
Hope Scholarships		670,600
Assistance Program		58,545
SC Teaching Fellows		153,011
CREATE Project		<u>56,144</u>
Total received from the CHE	\$	<u><b>6,333,348</b></u>

Services received at no cost from State agencies include maintenance of certain accounting records by the Comptroller General; banking, bond trustee and investment services from the State Treasurer; legal services from the Attorney General; and grants services from the Governor's Office.

Other services received at no cost from various offices of the State Budget and Control Board include pension plan administration, insurance plans administration, audit services, personnel management, assistance in the preparation of the budget, review and approval of certain budget amendments, procurement services and other centralized functions.

The University had financial transactions with various State agencies during the fiscal year. Significant payments were made to divisions of the State Budget and Control Board for pension and insurance plans employee and employer contribution, insurance coverage, office supplies, and interagency mail. Significant payments were also made for unemployment and workers' compensation coverage for employees to the Employment Security Commission and State Accident Fund. The amounts of 2010 - 2011 expenditures applicable to related transactions with state entities are not readily available.

**NOTE 18 - OPERATING EXPENSES BY FUNCTION**

Operating expenses by functional classification for the year ended June 30, 2011 are summarized as follows:

	<u>Compensation and benefits</u>	<u>Supplies and services</u>	<u>Scholarships and fellowships</u>	<u>Depreciation</u>	<u>Total</u>
Instruction	\$ 11,521,216	\$ 642,648	\$ -	\$ -	\$ 12,163,864
Research	13,188	19,865	-	-	33,053
Public service	233,005	201,314	-	-	434,319
Academic support	1,572,001	1,192,877	-	-	2,764,878
Student services	3,546,493	1,940,373	-	-	5,486,866
Institutional support	3,576,876	917,217	-	-	4,494,093
Operation and maintenance of plant	3,805,217	5,210,828	-	-	9,016,045
Scholarships and fellowships	-	55,022	3,218,361	-	3,273,383
Auxiliary enterprises	1,140,385	7,800,324	-	-	8,940,709
Depreciation	-	-	-	<u>2,859,966</u>	<u>2,859,966</u>
Total operating expenses	<u>\$ 25,408,381</u>	<u>\$ 17,980,468</u>	<u>\$ 3,218,361</u>	<u>\$ 2,859,966</u>	<u>\$ 49,467,176</u>

**INDEPENDENT AUDITOR'S REPORT ON INTERNAL CONTROL OVER FINANCIAL  
REPORTING AND ON COMPLIANCE AND OTHER MATTERS  
BASED ON AN AUDIT OF FINANCIAL STATEMENTS PERFORMED IN  
ACCORDANCE WITH *GOVERNMENT AUDITING STANDARDS***

Board of Trustees  
Lander University  
Greenwood, South Carolina

We have audited the financial statements of Lander University as of and for the year ended June 30, 2011, and have issued our report thereon dated October 12, 2011. We conducted our audit in accordance with auditing standards generally accepted in the United States of America and the standards applicable to financial audits contained in *Government Auditing Standards*, issued by the Comptroller General of the United States.

***Internal control over financial reporting***

Management of Lander University is responsible for establishing and maintaining effective internal control over financial reporting. In planning and performing our audit, we considered Lander University's internal control over financial reporting as a basis for designing our auditing procedures for the purpose of expressing our opinion on the financial statements, but not for the purpose of expressing an opinion on the effectiveness of Lander University's internal control over financial reporting. Accordingly, we do not express an opinion on the effectiveness of Lander University's internal control over financial reporting

A *deficiency in internal control* exists when the design or operation of a control does not allow management or employees, in the normal course of performing their assigned functions, to prevent or detect and correct misstatements on a timely basis. A *material weakness* is a deficiency, or combination of deficiencies, in internal control, such that there is a reasonable possibility that a material misstatement of the entity's financial statements will not be prevented, or detected and corrected on a timely basis.

Our consideration of internal control over financial reporting was for the limited purpose described in the first paragraph of this section and was not designed to identify all deficiencies in internal control over financial reporting that might be deficiencies, significant deficiencies or material weaknesses. We did not identify any deficiencies in internal control over financial reporting that we consider to be material weaknesses, as defined above.

***Compliance and other matters***

As part of obtaining reasonable assurance about whether Lander University's financial statements are free of material misstatement, we performed tests of its compliance with certain provisions of laws, regulations, contracts and grant agreements, noncompliance with which could have a direct and material effect on the determination of financial statement amounts. However, providing an opinion on compliance with those provisions was not an objective of our audit and, accordingly, we do not express such an opinion. The results of our tests disclosed no instances of noncompliance or other matters that are required to be reported under *Government Auditing Standards*.

This report is intended solely for the information and use of the Governor and the Board of Trustees and management of the University and is not intended to be and should not be used by anyone other than those specified parties.

*Elliott Davis, LLC*

Greenwood, South Carolina  
October 12, 2011



**INDEPENDENT AUDITOR'S REPORT ON COMPLIANCE WITH REQUIREMENTS  
THAT COULD HAVE A DIRECT AND MATERIAL EFFECT ON EACH MAJOR  
PROGRAM AND ON INTERNAL CONTROL OVER COMPLIANCE IN  
ACCORDANCE WITH OMB CIRCULAR A-133**

Board of Trustees  
Lander University  
Greenwood, South Carolina

***Compliance***

We have audited Lander University's compliance with the types of compliance requirements described in the U.S. *Office of Management and Budget (OMB) Circular A-133 Compliance Supplement* that could have a direct and material effect on each of Lander University's major federal programs for the year ended June 30, 2011. Lander University's major federal programs are identified in the summary of auditor's results section of the accompanying schedule of findings and questioned costs. Compliance with the requirements of laws, regulations, contracts and grants applicable to its major federal program is the responsibility of Lander University's management. Our responsibility is to express an opinion on Lander University's compliance based on our audit.

We conducted our audit of compliance in accordance with auditing standards generally accepted in the United States of America; the standards applicable to financial audits contained in *Government Auditing Standards*, issued by the Comptroller General of the United States; and OMB Circular A-133, *Audits of States, Local Governments, and Non-Profit Organizations*. Those standards and OMB Circular A-133 require that we plan and perform the audit to obtain reasonable assurance about whether noncompliance with the types of compliance requirements referred to above that could have a direct and material effect on a major federal program occurred. An audit includes examining, on a test basis, evidence about Lander University's compliance with those requirements and performing such other procedures as we considered necessary in the circumstances. We believe that our audit provides a reasonable basis for our opinion. Our audit does not provide a legal determination on Lander University's compliance with those requirements.

In our opinion, Lander University complied, in all material respects, with the compliance requirements referred to above that could have a direct and material effect on each of its major federal programs for the year ended June 30, 2011.

***Internal control over compliance***

Management of Lander University is responsible for establishing and maintaining effective internal control over compliance with the requirements of laws, regulations, contracts, and grants applicable to federal programs. In planning and performing our audit, we considered Lander University's internal control over compliance with the requirements that could have a direct and material effect on a major federal program to determine the auditing procedures for the purpose of expressing our opinion on compliance and to test and report on internal control over compliance in accordance with OMB Circular A-133, but not for the purpose of expressing an opinion on the effectiveness of internal control over compliance. Accordingly, we do not express an opinion on the effectiveness of Lander University's internal control over compliance.

A *deficiency in internal control over compliance* exists when the design or operation of a control over compliance does not allow management or employees, in the normal course of performing their assigned functions, to prevent, or detect and correct, noncompliance with a type of compliance requirement of a federal program on a timely basis. A *material weakness* in internal control over compliance is a deficiency, or combination of deficiencies, in internal control over compliance, such that there is a reasonable possibility that material noncompliance with a type of compliance requirement of a federal program will not be prevented, or detected and corrected, on a timely basis.

Our consideration of internal control over compliance was for the limited purposes described in the first paragraph of this section and would not necessarily identify all deficiencies in internal control that might be significant deficiencies or material weaknesses. We did not identify any deficiencies in internal control over compliance that we consider to be material weaknesses, as defined above.

This report is intended solely for the information and use of the Governor and the Board of Trustees and management of the University and is not intended to be and should not be used by anyone other than those specified parties.

Greenwood, South Carolina  
October 12, 2011

*Elliott Davis, LLC*

**LANDER UNIVERSITY**  
**SCHEDULE OF EXPENDITURES OF FEDERAL AWARDS**  
**For the year ended June 30, 2011**

Federal grantor/ Pass-through grantor/Program or Cluster title	Federal CFDA number	Pass through grantor's number	Total expenditures
<b>STUDENT FINANCIAL AID CLUSTER</b>			
<b>UNITED STATES DEPARTMENT OF EDUCATION</b>			
Direct Programs:			
Federal Supplemental Educational Opportunity Grant	84.007		\$ 110,424
Federal Direct Student Loans	84.268		18,868,699
Federal Work-Study Program	84.033		120,849
Federal Perkins Loan Program	84.038		160,778
Federal Pell Grant Program	84.063		6,657,554
Academic Competitiveness Grant	84.375		323,935
National Science and Math Access to Retain Talent Grant	84.376		<u>66,775</u>
Total Student Financial Aid Cluster			<u>26,309,014</u>
<b>STATE FISCAL STABILIZATION FUND CLUSTER</b>			
<b>UNITED STATES DEPARTMENT OF EDUCATION</b>			
Passed through South Carolina State Treasurer:			
State Fiscal Stabilization Fund - American Recovery and Reinvestment Act (ARRA)	84.394		<u>1,594,370</u>
Total State Fiscal Stabilization Fund Cluster			<u>1,594,370</u>
<b>UNITED STATES DEPARTMENT OF ENERGY</b>			
Passed through South Carolina Energy Office:			
State Energy Program Formula (ARRA)	81.041		<u>34,656</u>
<b>UNITED STATES DEPARTMENT OF EDUCATION</b>			
Direct Programs:			
Student Support Services	84.042A		234,376
Passed through South Carolina Commission on Higher Education:			
Special Education Grants to States (Project CREATE)	84.027A	07-CO-305-01	<u>86,329</u>
Total U.S. Department of Education			<u>320,705</u>
Total Federal assistance expended			<u><b>\$ 28,258,745</b></u>

Note 1 The accompanying schedule of expenditures of federal awards includes the federal grant activity of Lander University and is presented on the accrual basis of accounting. The information in this schedule is presented in accordance with the requirements of OMB Circular A-133, Audits of States, Local Governments, and Non-Profit Organizations. Therefore, some amounts presented in this schedule may differ from the amounts presented in, or used in the preparation of, the basic financial statements.

Note 2 Lander University had the following loan balances outstanding at June 30, 2011. These loan balances outstanding are also included in the statement of net assets.

Cluster/Program Title	Federal CFDA Number	Amount outstanding
Federal Perkins Loan Program	84.038	\$ 1,515,638



**LANDER UNIVERSITY**  
**SCHEDULE OF FINDINGS AND QUESTIONED COSTS**  
**For the year ended June 30, 2011**

**A. SUMMARY OF AUDIT RESULTS**

1. The auditor's report expresses an unqualified opinion on the financial statements of Lander University.
2. No material weaknesses or significant deficiencies relating to internal control over financial reporting were noted during the audit.
3. No instances of noncompliance material to the financial statements of Lander University were disclosed during the audit.
4. No material weaknesses or significant deficiencies relating to internal control over major federal award programs were noted during the audit.
5. The auditor's report on compliance for the major federal award program for Lander University expresses an unqualified opinion.
6. The programs tested as major programs include:
  - Student Financial Aid Cluster:

Federal Supplemental Educational Opportunity Grant	84.007
Federal Direct Student Loan	84.268
Federal Work-Study Program	84.033
Federal Perkins Loan Program	84.038
Federal Pell Grant Program	84.063
Academic Competiveness Grant	84.375
National Science and Mathematics Access to Retain Talent Grant	84.376
  - State Fiscal Stabilization Fund Cluster:

State Fiscal Stabilization Fund – ARRA	84.394
--	--------
7. The threshold for distinguishing Types A and B programs was \$847,762.
8. Lander University qualifies as a low-risk auditee.

**B. FINANCIAL STATEMENT FINDINGS**

None

**C. FEDERAL AWARD FINDINGS AND QUESTIONED COSTS**

None

**LANDER UNIVERSITY**  
**SUMMARY SCHEDULE OF PRIOR AUDIT FINDINGS**  
**For the year ended June 30, 2011**

In accordance with *Government Auditing Standards*, issued by the Comptroller General of the United States, the following is the status of known material findings and recommendations from prior year audits:

None Noted