

Alumni Satisfaction and Placement Survey

Respondents: 72 displayed, 72 total

Status: Closed

Launched Date: 01/26/2009

Closed Date: 06/02/2009

1. Major

		Response Total	Response Percent
Athletic Training		0	0%
Biology		2	3%
Business Administration		16	22%
Chemistry		0	0%
Computer Science/Computer Information Systems		3	4%
Criminal Justice Management		0	0%
Early Childhood Education		4	6%
Elementary Education		10	14%
English		2	3%
Environmental Science		4	6%
Exercise Science		5	7%
History		3	4%
Mass Communications and Theatre		3	4%
Mathematics		2	3%
Music		0	0%
Nursing		5	7%
Physical Education		1	1%
Political Science		1	1%
Psychology		3	4%
Sociology		1	1%
Spanish		0	0%
Special Education		4	6%
Visual Art		2	3%
Other, please specify		1	1%
Total Respondents		72	

2. How satisfied are you with:

	Very Satisfied	Satisfied	Somewhat Satisfied	Dissatisfied	Very Dissatisfied	Response Total
###966### Program of Study	66% (45)	26% (18)	6% (4)	0% (0)	1% (1)	68
INSTRUCTION in ###966###	59% (40)	35% (24)	4% (3)	0% (0)	1% (1)	68

GENERAL EDUCATION						
program of study (non-major requirements)	40% (27)	44% (30)	13% (9)	1% (1)	1% (1)	68
INSTRUCTION in General Education	37% (25)	51% (35)	9% (6)	1% (1)	1% (1)	68
OVERALL ACADEMIC EXPERIENCE	62% (42)	29% (20)	7% (5)	0% (0)	1% (1)	68
					Total Respondents	68
					(skipped this question)	4
<hr/>						
3. How frequently are you involved in each of the following activities (on or off the job)?						
	Weekly	Monthly	Annually	Less Often	Never	Response Total
Career-related advanced education or training	29% (20)	28% (19)	25% (17)	10% (7)	7% (5)	68
Lifelong learning/personal enrichment studies outside career area(s)	31% (21)	15% (10)	24% (16)	18% (12)	13% (9)	68
Professional or service organizations	29% (20)	25% (17)	19% (13)	19% (13)	7% (5)	68
Volunteer/public /community service	26% (18)	26% (18)	19% (13)	19% (13)	9% (6)	68
Social/recreational organization	31% (21)	22% (15)	15% (10)	18% (12)	15% (10)	68
Support or participation in the arts	10% (7)	22% (15)	18% (12)	29% (20)	21% (14)	68
					Total Respondents	68
					(skipped this question)	4
<hr/>						
4. How strongly did your college experience influence your participation in the above activities?						
	Strongly	Moderately	Somewhat	None at all		Response Total
Career-related advanced education or training	41% (28)	29% (20)	16% (11)	13% (9)		68
Lifelong learning/personal enrichment studies outside career area(s)	32% (22)	29% (20)	26% (18)	12% (8)		68
Professional or service organizations	40% (27)	26% (18)	18% (12)	16% (11)		68
Volunteer/public /community service	28% (19)	22% (15)	29% (20)	21% (14)		68
Social/recreational organization	24% (16)	29% (20)	22% (15)	25% (17)		68
Support or participation in the arts	16% (11)	28% (19)	25% (17)	31% (21)		68
					Total Respondents	68
					(skipped this question)	4

5. I have voted in _____ of the elections since leaving Lander?

		Response Total	Response Percent
All		36	53%
Most		13	19%
Some		5	7%
Few		4	6%
None		10	15%
		Total Respondents	68
		(skipped this question)	4

6. Lander University's GENERAL EDUCATION program of study (non- major requirements) helped me to:

	Strongly Agree	Agree	Neither Agree or Disagree	Disagree	Strongly Disagree	Response Total
Acquire skills in communicating clearly	29% (20)	46% (31)	19% (13)	3% (2)	3% (2)	68
Acquire quantitative reasoning skills	29% (20)	53% (36)	10% (7)	4% (3)	3% (2)	68
Acquire critical thinking skills	35% (24)	47% (32)	10% (7)	3% (2)	4% (3)	68
Acquire and understanding of scientific concepts	38% (26)	35% (24)	21% (14)	3% (2)	3% (2)	68
Acquire an understanding of social structures and processes	26% (18)	51% (35)	16% (11)	4% (3)	1% (1)	68
Acquire an understanding of aesthetic works	26% (18)	38% (26)	26% (18)	4% (3)	4% (3)	68
Acquire an understanding of world cultures from historical and contemporary perspectives	29% (20)	49% (33)	13% (9)	6% (4)	3% (2)	68
Acquire an understanding of health	32% (22)	49% (33)	15% (10)	3% (2)	1% (1)	68
						Total Respondents
						(skipped this question)
						4

7. How long did it take you to obtain your first full-time job after graduation?

		Response Total	Response Percent
Prior to leaving college		27	40%
Less than one month		9	13%
1 to 3 months		12	18%

4 to 6 months		8	12%
7 to 12 months		4	6%
Over 12 months		3	4%
Have not obtained a full-time job		1	1%
Did not seek a full-time job		3	4%
		Total Respondents	67
		(skipped this question)	5

8. How related was your college major () to your first full-time job after graduation?


		Response Total	Response Percent
Highly related		43	64%
Moderately related		7	10%
Slightly related		7	10%
Not related		10	15%
Not employed		0	0%
		Total Respondents	67
		(skipped this question)	5

9. Where was your first job after graduation?

		Response Total	Response Percent
South Carolina		63	94%
Southeast, outside of South Carolina		4	6%
Outside of the Southeast		0	0%
Not employed		0	0%
		Total Respondents	67
		(skipped this question)	5

10. Which single category best describes your current status?

		Response Total	Response Percent
Continuing my education full-time		0	0%
Employed and continuing my education		16	24%
Employed full-time		41	61%
Employed part-time		2	3%
Self-employed		1	1%

Serving in the Armed Forces		1	1%
Caring for a home/family		2	3%
Unemployed, seeking work		1	1%
Unemployed, not seeking work		0	0%
Other, please specify		3	4%
		Total Respondents	67
		(skipped this question)	5

11. How related is your college major () to your current full-time job?

		Response Total	Response Percent
Highly related		42	63%
Moderately related		7	10%
Slightly related		5	7%
Not related		9	13%
Not employed		4	6%
		Total Respondents	67
		(skipped this question)	5

12. Current employer















Total Respondents	60
(skipped this question)	12

13. Current title

Total Respondents	60
(skipped this question)	12




14. Starting Salary

		Response Total	Response Percent
Less than \$15,000		3	4%
\$15,000 - \$19,999		2	3%
\$20,000 - \$29,999		16	24%
\$30,000 - \$39,999		29	43%
\$40,000 - \$49,999		9	13%
\$50,000 - \$59,999		1	1%
\$60,000 or more		4	6%

Not Applicable/Not Employed		3	4%
		Total Respondents	67
		(skipped this question)	5
<hr/>			
15. Job Strategy			
		Response Total	Response Percent
Career Services (Job Board website, individual counseling, etc.)		6	9%
Employment Agenices (Temporary, Public, Private)		3	4%
Direct application to employer		29	43%
Networking (professional contacts, family, friends, etc.)		18	27%
Job Ads (newspaper, Internet, etc.)		7	10%
Internship or Cooperative Education		14	21%
Not Applicable/Not Employed		4	6%
Other, please specify		3	4%
		Total Respondents	67
		(skipped this question)	5
<hr/>			
16. Job Search Beginning			
		Response Total	Response Percent
More than 6 months ago		59	88%
4 - 6 months ago		2	3%
2 - 3 months ago		1	1%
Less than 1 month ago		2	3%
Not Applicable/Not Employed		3	4%
		Total Respondents	67
		(skipped this question)	5
<hr/>			
17. If you continued your education full-time after graduating from Lander...			
			Response Total

...what was the name of the institution you attended?	22
...what was the degree or program of study your pursued?	20
...did lack of employment opportunities prompt you to pursue post-graduate studies?	21
Total Respondents	23
(skipped this question)	49

18. Career Services programs

		Response Total	Response Percent
Cooperative Education		3	4%
Internship (paid or unpaid)		8	12%
Job Posting Service		13	19%
On-Campus Interviews		3	4%
Career Lab/Library		4	6%
Career Information Exchange		2	3%
Teacher Education Fair		9	13%
Workshops on resume writing, interviewing and/or job search		11	16%
Individual consultation with Career Services staff member		6	9%
Web Resources		8	12%
Classroom Presentation (resume development, interview skills)		12	18%
Etiquette Dinner		0	0%
Not Applicable - Did Not Use Career Services		28	42%
Other, please specify		8	12%
Total Respondents		67	
(skipped this question)			5

